



**6 gal (23 L)
FUEL
CAPACITY**



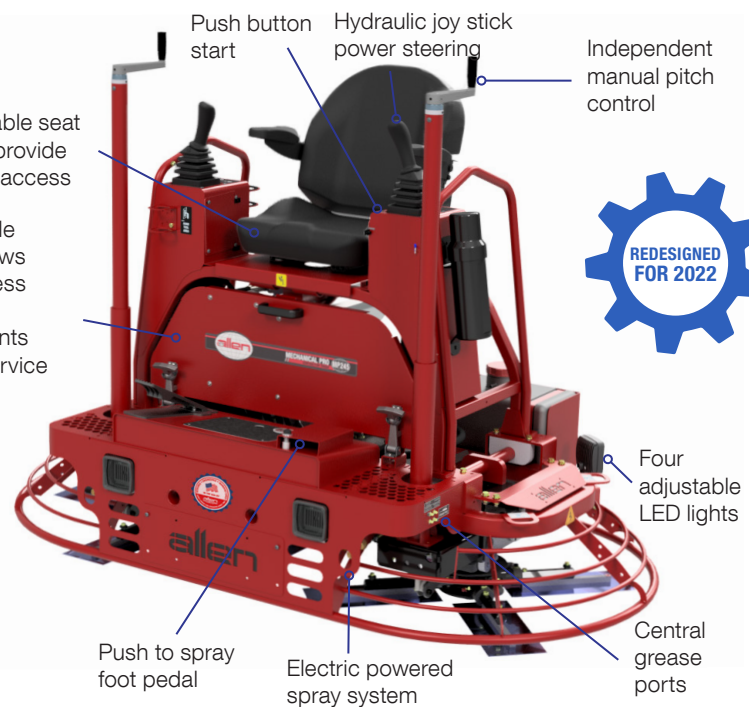
**Honda GX690
(688 cc)
AIR-COOLED
GASOLINE
ENGINE**



**165 rpm
MAXIMUM ROTOR
SPEED**



**36 in (91 cm)
4-BLADED
SPIDER**



Scan this QR code to learn more details about this product.

MP245

The MP245 is our most compact hydraulic power steering riding trowel. This rider is packed with features found on our larger riders and the renowned durability of all Allen equipment. This rider is equipped with a reliable Honda air-cooled gasoline engine, a heavy-duty drive-train and has an easy-to-service frame.



SPECIFICATIONS

SPECIFICATIONS	MP245
ENGINE	Honda GX690 (688 cc)
HORSEPOWER CLASS	22.1 hp (16.5 kW)
FUEL TYPE	Air-Cooled Gasoline
PANNING PATH WIDTH	74 in (188 cm) 6' Class
ROTOR DIAMETER	36 in (91 cm) 4-Bladed Spider
MAXIMUM ROTOR SPEED	165 rpm
STEERING CONTROL SYSTEM	Power
FUEL CAPACITY	6 gal (23 L)
RETARDANT CAPACITY	6 gal (23 L)
WEIGHT	830 lb (376 kg)
DIMENSIONS (L X W X H)	78 x 41 x 57.5 in (198 x 104 x 146 cm)

PART NO.	MODEL NO.	DESCRIPTION
050000	TR-MP245	Mechanical "TC" Torque Converter Clutch Drive, Power Steering, Twin 36" 4-blade rotors, Honda GX690 22hp class gas engine, stationary guard ring, 4 lights, power retardant spray, standard duty gear boxes, 45-165 RPM Rotor Speeds

PART NO.	MODEL NO.	OPTIONAL ACCESSORIES
039090	TR-DJMSP	Dolly Jacks, Pneumatic Tires, Set of two, 121 lb (55 kg)
067568	TR-LB25-3	Lifting Bridle - 2,500 lbs - 2-Point x 3', 14 lb (6 kg)

BLADE & PAN RECOMMENDATIONS

BLADES		MP245
TYPE	PT. NO.	DESCRIPTION
FINISH	015890V-4	6" x 14" Finish - Silver Series COMES WITH THE MACHINE
FLAT FINISH	028779G-4	8" x 14" Flat Finish - Gold Series
COMBO	016095V-4	8" x 14" Combo - Silver Series
CLIP-ON FLOAT (LH)	02822314-4	10" x 14" Clip-On - Left - Silver
CLIP-ON FLOAT (RH)	2822614-4	10" x 14" Clip-On - Right - Silver
PLASTIC FINISH	047229-4	6" x 14" - Finish - Steel Reinforced


PANS		MP245
TYPE	PT. NO.	DESCRIPTION
CLIP ON FLAT	047128	36.5" O.D. - 67° Lip - 4-Blade
SAFETY CATCH FLAT	047130	36.5" O.D. - 67° Lip - 4-Blade

TROWEL BLADES

Allen Engineering offers a complete line of finish blades, combination blades, and clip-on float shoes for your walk-behind or ride-on power trowels. We use high-quality steel or composite plastic with six high-strength rivets to maximize blade life. For the flattest floors, trust only Allen Finishing Blades. And, Allen Blades fit most other brands of walkers and riders.




Scan this QR code to learn more details about this product.



MP245		
PART NO.	MODEL NO.	DESCRIPTION
015890V-4	TBF6X14V-4	Finish 6" x 14" VP Silver Series - set of 4, 11 lb (5 kg)
015890A-4	TBF6X14B-4	Finish 6" x 14" Blue Series - set of 4, 13 lb (6 kg)
047229-4	TBF6X14 P4	Finish Plastic 6" x 14" (Steel Reinforced) - set of 4, 15 lb (7 kg)
028779G-4	TBFF8X14G4	Flat Finish (.092) 8" x 14" Gold Series - set of 4, 17 lb (8 kg)
016095V-4	TBC8-14V-4	Combo 8" x 14" VP Silver Series - set of 4, 11 lb (5 kg)
033867-4	TBCC814S-4	Combo, Channel Mount (7/8") 8" x 14" Silver Series - set of 4, 12 lb (5 kg)
016095AV-4	TBC8-14V-4	Combo 8" x 14" Blue Series - set of 4, 16 lb (7 kg)
035217-4	TBC8X14G-4	Combo 8" x 14" Gold Series - set of 4, 16 lb (7 kg)
048353-4	TBC8X14P-4	Combo Plastic 8" x 14" (Steel Reinforced) - set of 4, 16 lb (7 kg)
02822614-4	TBCFR14S-4	Float, Clip On 10" x 14" RH Silver Series - set of 4, 21 lb (10 kg)
02822314-4	TBCFL14S-4	Float,Clip On 10" x 14" LH (Ride-On Trowels Only) Silver Series-set of 4, 21 lb (10 kg)
033271-4	TBAB-14-4	Adaptor Bar for Channel Blades, 18" X 4", 21 lb (10 kg)

STEEL FLOAT PANS

Allen Engineering pioneered the use of floating discs (or pans) on riding trowels in 1989 and Allen® Pans remain today the finisher's choice when high FF Numbers are specified on a concrete floor. Allen's flat pan tolerances cut bumps and fill low spots in the concrete floor. Insist on Allen® Steel Pans for your Allen Riders and Walk-Behinds. Made to the same exacting tolerances as the trowels themselves, nothing finishes better.



Scan this QR code to learn more details about this product.

TWO TYPES OF PANS

Allen offers both Flat (0" to 1/8" dish) and Mild-Dished (1/4" to 3/8" dish) steel pans. This gives contractors even more pan choices from Allen.



MP245		
PART NO.	MODEL NO.	DESCRIPTION
047128-10	P4C3612-10	36 1/2" O.D., Universal Flat, 67° Lip Angle, 4-Blade, Clip On (Ten Pack), 430 lb (195 kg)
047130-10	P4S3612-10	36 1/2" O.D., Universal Flat, 67° Lip Angle, 4-Blade, Safety Catch (Ten Pack), 430 lb (195 kg)